

2.4-5.85 GHZ VERTICALLY POLARIZED OMNIDIRECTIONAL ANTENNA

The Mesh Series™ omnidirectional antenna systems offered by Laird Technologies are designed with mesh networking in mind. With their waterproof N male connector they can be easily mounted to an enclosure like the die-cast enclosure (DCE-7x6x2) to give total wireless coverage. Various gains and frequencies are available. They are constructed of UV resistant materials and are waterproof for a long service life.

FEATURES

- Mesh networking vertically polarized omni-directionals
- Various gains available: 5dBi to 12dBi
- Various frequencies available: 2.4GHz 3.5GHz, 4.9GHz, 5GHz, also tri-band model
- Type N male integrated connector
- Rugged, lightweight, and waterproof

MARKETS

- Mesh networking applications
- 2 to 6 GHz wireless applications
- Point to multi-point systems
- Base station antennas
- WiFi access points
- WiMax base stations

PARAMETER	
VSWR	1.5:1
Impedance	50 ohm
Input power	10W
Rate wind velocity	125 mph (56 m/sec)
Operating temperature	-40 - +70°C

MODEL	FREQ. (MHz)	GAIN	VERT BW	WEIGHT	DIM (L x DIA)
OD24M-5	2400-2485	5dBi	25°	0.5 lbs (0.2 kg)	12 x 0.6 in (355 x 15 mm)
OD24M-7	2400-2485	7dBi	18°	0.6 lbs (0.3 kg)	21 x 0.6 in (540 x 15 mm)
OD24M-9	2400-2485	9dBi	14°	0.8 lbs (0.4 kg)	27 x 0.6 in (690 x 15 mm)
OD24M-12	2400-2485	12dBi	7°	1.4 lbs (0.6 kg)	48 x 0.6 in (1220 x 15 mm)
OD35M-10	3400-3600	10dBi	14°	1.1 lbs (0.5 kg)	27 x 0.6 in (690 x 15 mm)
OD49M-6	4940-4990	6dBi	30°	1.5 oz (43 g)	7 x 0.5 in (175 x 13 mm)
OD49M-11	4940-4990	11dBi	5°	1.1 lbs (0.5 kg)	31 x 0.6 in (787 x 15 mm)
OD5WM6	5150-5850	6dBi	8.5°	5 oz (0.14 kg)	19 x 0.6 in (483 x 15 mm)
OD58M-12	5400-5850	12dBi	7°	0.65 lbs (0.5 kg)	27.5 x 0.6 in (700 x 15 mm)

global solutions: local support.™

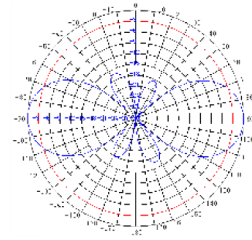
Americas: +1.847.839.6907
IAS-AmericasEastSales@lairdtech.com

Europe: +1.32.80.7866.12
IAS-EUSales@lairdtech.com

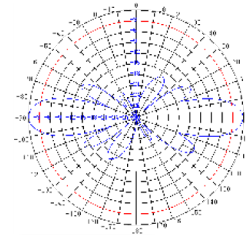
Asia: +1.65.6.243.8022
IAS-AsiaSales@lairdtech.com

www.lairdtech.com

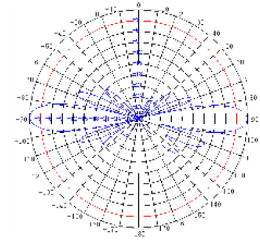
ANTENNA PATTERNS



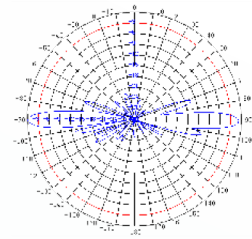
OD24M-5 E-Plane



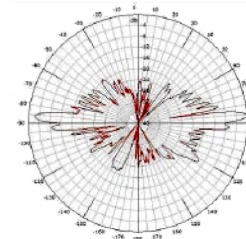
OD24M-7 E-Plane



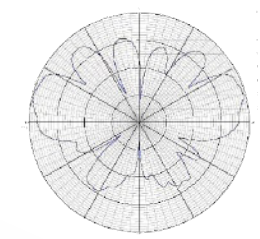
OD24M-9 E-Plane



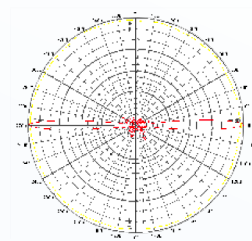
OD24M-12 E-Plane



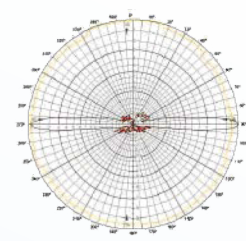
OD49M-11D1 E-Plane



OD49M-6 E-Plane



OD58M-12



OD5WM-6

SYSTEM ORDERING

OD _ M _

Frequency

Gain

- | | |
|-----------------------|------------|
| 24 = 2400 to 2485 MHz | 5 = 5dBi |
| 35 = 3400 to 3600 MHz | 12 = 12dBi |
| 49 = 4940 to 4990 MHz | |
| 58 = 5400 to 5858 MHz | |
| 5W = 5150 to 5850 MHz | |

ANT-DS-ODxxM 0410

Any information furnished by Laird Technologies, Inc. and its agents is believed to be accurate and reliable. All specifications are subject to change without notice. Responsibility for the use and application of Laird Technologies materials rests with the end user, since Laird Technologies and its agents cannot be aware of all potential uses. Laird Technologies makes no warranties as to the fitness, merchantability or suitability of any Laird Technologies materials or products for any specific or general uses. Laird Technologies shall not be liable for incidental or consequential damages of any kind. All Laird Technologies products are sold pursuant to the Laird Technologies Terms and Conditions of sale in effect from time to time, a copy of which will be furnished upon request. © Copyright 2010 Laird Technologies, Inc. All Rights Reserved. Laird, Laird Technologies, the Laird Technologies Logo, and other marks are trade marks or registered trade marks of Laird Technologies, Inc. or an affiliate company thereof. Other product or service names may be the property of third parties. Nothing herein provides a license under any Laird Technologies or any third party intellectual property rights.